

# South Huntington Schools South Huntington Public Library

"Be Creative @ Your Library"



## A School/Library Partnership

Name \_\_\_\_\_  
First Last

Grade (Sept. 2009 ) \_\_\_\_ Teacher Name/Room # \_\_\_\_\_  
School (Sept. 2009 ) \_\_\_\_\_

### FOR STUDENTS ENTERING GRADES K-3

*Special note: Children entering Grades K, 1, 2, or 3  
may have stories read to them, if they require help*



Either your parents or the librarians at the South Huntington Public Library can initial your booklet. When you reach 100 points, put your booklet into the special box at the library OR you can bring this booklet to school with you when school opens in September.

If you have access to a computer, email us to let us know you have finished! To do so, go to the South Huntington School District's Web site at [www.shufsd.org](http://www.shufsd.org) and look for the link named Summer 2009 Reading Program - I reached 100 points!



Check here if you emailed



Check here when you earn 100 points!

# FOR STUDENTS ENTERING

| Number of Points | What You Have to do for the Points  | How You Prove it is Done   | Points Earned |
|------------------|---|--|---------------|
| 10               | Join the South Huntington Public Library Reading Club— <b>Be Creative @ Your Library</b> . If you don't already have your own library card, get one!!   | <br>Librarian's Initials: _____   |               |
| 10               | WOW your friends and family! Check out a magic trick or card trick book, learn one trick and show two people your talent. Try to memorize your trick so you can do it in the future.  | Name of trick _____<br>I performed my trick for _____<br>I memorized my trick _____<br>Parent's Initials: _____  |               |
| 20               | The library has a great new pop-up book collection for library-use only. Choose 2 books to read and find a cozy area in the library to enjoy these books. Who is the main character in each story? What is the main idea of the book (What is the book about)?<br><b>Extra 5 points: Why do you think that pop-up books are for library-use only?</b>           | Title: _____<br>Main Character: _____<br>Main Idea: _____<br>_____<br>Title: _____<br>Main Character: _____<br>Main Idea: _____<br>_____<br>Parent's Initials: _____                           |               |
| 20               | Get creative in the kitchen! Check out a cook book and with a grown-up, prepare one recipe for your family and friends. Take a picture of the finished dish and write the recipe on the back to use in the future.  | I made _____<br>My recipe has _____ steps.<br>Was your recipe yummy? _____<br>Would you make this recipe again? _____<br>Did you like cooking in the kitchen? _____<br>Parent's Initials _____ |               |
| 10               | A biography is a book about a person's life. Go to the library and choose a biography about a creative person—maybe a musician, artist, actor, or author.<br>K-1: Draw a picture of this person and write their name over their picture. Your picture should show the person being creative.<br>2-3: Write 4 interesting facts about the person you read about. | I read about _____<br>Facts:<br>1. _____<br>2. _____<br>3. _____<br>4. _____<br>Parent's Initials: _____   |               |
| 10               | Reading for the fun of it is one of the best reasons to read. Find one book in the library and read it. Tell the librarian all about the book and why you enjoyed it.   | Librarian's Initials _____<br>  |               |

# GRADES K-3

| Number of Points | What You Have to do for the Points   | How You Prove it is Done  | Points Earned |
|------------------|--|---|---------------|
| 20               | <p>Take a trip with a book! Choose a book about a state that you would like to visit.</p> <p>K-1: Trace an outline of the state and include a drawing of the state flower, bird, and flag. Write the state capital on your picture.</p> <p>2-3: Do the above activity and write five interesting facts that you learned about your state.</p>  | <p>I chose to read about _____ (state)</p> <p>The capital of my state is _____</p> <p>I learned:</p> <ul style="list-style-type: none"> <li>•</li> <li>•</li> <li>•</li> <li>•</li> <li>•</li> </ul> <p>Parent's Initials _____</p>   |               |
| 20               | <p>Each year, a picture book is awarded the Caldecott Medal. The Caldecott Medal is awarded to the illustrator for their great artwork. Check out two Caldecott gold medal or honor books.</p> <p>K-1: Draw a picture of your favorite part of the story.</p> <p>2-3: Do you think that this book deserves the gold medal? Why?</p> <p><b>Extra 5 points: What year did the book you read win the Caldecott medal/honor?</b></p>                   | <p>How did the illustrations help you understand the story?:</p> <p>Title _____</p> <p>_____</p> <p>_____</p> <p>Title _____</p> <p>_____</p> <p>_____</p> <p>Parent's Initials: _____</p>  |               |
| 20               | <p>The library has a great collection of books on CD. Check out two different titles from the listening library to enjoy.</p> <p>K-1: Check out 2 read-along kits and follow along with the narrator. Illustrate your favorite part of each book and write down 3 new words that you learned.</p> <p>2-3: Write the story elements of each book (characters, setting, problem and solution) and illustrate your favorite part of each story.</p>  | <p>Title: _____</p> <p>Characters: _____</p> <p>_____</p> <p>Setting: _____</p> <p>Problem: _____</p> <p>Solution: _____</p> <p>Title: _____</p> <p>Characters: _____</p> <p>_____</p> <p>Setting: _____</p> <p>Problem: _____</p> <p>Solution: _____</p> <p>Parent's Initials: _____</p> |               |

| Number of Points | What You Have to do for the Points  | How You Prove it is Done   | Points Earned |
|------------------|---|--|---------------|
| 10               | <p>Get creative—learn to draw! The library has a nice selection of drawing books that show you how to draw. Browse through the titles, select a book that interests you and practice your drawing technique.</p> <p><b>5 point bonus: Use the dictionary and find out what the word "technique" means.</b></p>   | <p>Title of book: _____</p> <p>I learned how to draw _____</p><br><p>Parent's Initials _____</p>   |               |
| 30               | <p>Go Green this Summer! Create something using recycled materials that can be used around your house. You can make a musical instrument, a bird feeder, a costume, or anything that you will find useful. Check out a craft book for more ideas using recycled materials. Take a picture of your "green" project and email it to <a href="mailto:dnodell@shufsd.org">dnodell@shufsd.org</a> (OW) or <a href="mailto:ckorn@shufsd.org">ckorn@shufsd.org</a> (CW). Check out books on recycling and learn why it is important to be "green." What do you and your family do to be "green?"</p>  | <p>With recycled products, I made _____</p> <p>It is important to recycle because _____</p> <p>_____</p> <p>To be "green" means _____</p> <p>_____</p> <p>My family and I help out by _____</p> <p>_____</p> <p>Parent's Initials: _____</p> |               |
| 20               | <p>Writing poetry is a creative way to use words. Check out a poetry book from the 811 section of the library. Read through the book, find a poem that you like, rewrite it on a separate piece of paper and draw a picture to go with the poem.</p> <p><b>5 point bonus: Memorize the poem and recite it for someone in your family.</b></p>   | <p>Title of poem: _____</p> <p>Author: _____</p> <p>I liked this poem because: _____</p> <p>_____</p> <p>Would you check out a poetry book again? _____</p> <p>Parent's initials: _____</p>  |               |
| 50               | <p>Complete the Summer Library Reading Club-<b>Be Creative @ Your Library!</b> (by August 15<sup>th</sup>)</p>  | <p>Librarian's Initials: _____</p>   |               |