

# South Huntington Schools South Huntington Public Library



## A School/Library Partnership

Name \_\_\_\_\_

First

Last

Grade (Sept. 2009) \_\_\_\_ Teacher Name/Room # \_\_\_\_\_

School (Sept. 2009) \_\_\_\_\_

## FOR STUDENTS ENTERING GRADES 4 - 6

Either your parents or the librarians at the South Huntington Public Library can initial your booklet. When you reach 100 points, put your booklet into the special box at the library OR you can bring this booklet to school with you when school opens in September.


If you have access to a computer, email us to let us know you have finished! To do so, go to the South Huntington School District's Web site at [www.shufsd.org](http://www.shufsd.org) and look for the link named Summer 2009 Reading Program - I reached 100 points!

Check here if you emailed



Check here when you earn 100 points!





# FOR STUDENTS ENTERING

Number of Points	What You Have to do for the Points	How You Prove it is Done	Points Earned
10	<p><i>Join the club!</i> <del>#1</del> <i>Join the club!</i> for the best summer yet! <b>Be Creative</b> this summer by joining this year's Summer Reading Club 2009 at the South Huntington Public Library.</p>	<p>Librarian's Initials: _____ </p>	
10	<p>What better way to be creative than by learning about one of our great artists! Did you know that Pablo Picasso's first word was a pencil? How about Georgia O'Keefe? Did you know that she is known for her big beautiful flower drawings but started out painting buildings? Choose one artist in the art section of the library. List three facts about the artist.</p>	<p>Artist Name: _____</p> <p>Facts:</p> <p>1. _____</p> <p>2. _____</p> <p>3. _____</p>	
20	<p>Have you ever wondered how a book is made? Do you like to write your own stories? Go to the library and use the OPAC to locate some of these books such as, <i>From Pictures to Words: A Book About Making a Book</i> and <i>Book Making and Paper Making: Be Your Own Publisher</i> by Deborah Hufford. You can also try <i>How to Make Your Own Books</i> by Harvey Weiss or <i>In Print! 40 Cool Publishing Projects for Kids</i> by Joe Rhatigan.</p>	<p>Make your own little picture book. Give it a title and list yourself as the author. Tell the story to a family member.</p> <p>Family Member Initials: _____</p>	
10	<p>The dictionary defines "ditty" as a simple song. Music and reading are two of the best pastimes. Choose a book from the music section and create a ditty about the library.</p>	<p>When you have completed the ditty send it to Mrs. Teeter at <a href="mailto:steeter@shufsd.org">steeter@shufsd.org</a> (MW) or Mrs. Wright at <a href="mailto:mwright@shufsd.org">mwright@shufsd.org</a> (BW).</p>	
20	<p>Inventors are those who create something that did not exist before, and very often out of a need to solve a problem. Read about the discoveries of some amazing inventors. Make a list of ten inventors, what they created, and why each innovation was important. Check some of these suggested titles at the library: <i>What a Great Idea</i> by Stephen M. Tomecek, <i>Smithsonian Visual Timeline of Inventions</i>, by Richard Platt, <i>So You Want to Be an Inventor?</i> by Judith St. George.</p>	<p>List some of the books and inventors/inventions below.</p> <p>Show the librarian your list of ten inventors.</p> <p>_____</p> <p>_____</p> <p>_____</p>	

# GRADES 4 - 6

Number of Points	What You Have to do for the Points	How You Prove it is Done	Points Earned
10	Pack a healthy lunch at home and bring it to the library to eat outside on their tables on the back patio. After, take out one of the great cookbooks from the children's department. Create a nice meal for your family by deciding on a recipe to make at home with a grown-up.	Which cookbook did you take out? _____ What recipe did you prepare for your family? _____ Parent's Initials: _____	
10	A Book Review is the best way to tell others what you think of a book. There is no better way to express your opinions on a book than writing a review. Choose any book from the Be Creative Summer Reading Club booklists in the library. Read the book and write a review of the book.	Bring the review to the library and put it in the <i>Be Creative Summer Reading Box</i> located in the Children's Department.  Librarian's Initials _____	
20	Visit <a href="http://www.storylineonline.net">http://www.storylineonline.net</a> . You'll be able to read and listen to the story <i>Thank You, Mr. Falker</i> . Choose the story from the <i>more stories</i> link on the left side of the screen. This story is written to describe how someone has influenced another's life. Be creative and write a different ending to the story.	Bring your new story ending to the library and get initials from the children's librarian. <b>For 5 extra points, listen to another story and retell it to someone.</b> Children's Librarian initials: _____	
10	What do you like to do in your spare time? Do you paint, draw, or build things? Maybe you collect shells, coins or baseball cards. Some kids are fans of sports, music or dance. Choose a book about the activity you are interested in and read it through. Then draw or find a picture of someone doing that "thing" you love.	I chose a book about _____ because:  Parent Initials: _____	
10	Did you know there are several hundred "How to" books, such as, <i>How to Convince Your Parents You Can...Care For a Pet</i> , by Susan S. Harkins, or <i>How to Improve at Gymnastics</i> , by Andrew Walker. Read one of these informational books and write a few sentences on what you learned "how to" do!	I learned how to:  One thing I can do is:  Parent Initials: _____	

Number of Points	What You Have to do for the Points	How You Prove it is Done	Points Earned
20 	Over the summer our country celebrates one of our most important holidays, Independence Day! In recognition of that day, choose from and read one of the many interesting books on the Declaration of Independence. Here are some examples, <i>The Journey of the One and Only Declaration of Independence</i> by Judith St. George, or <i>If You Were There in 1776</i> by Barbara Brenner, or <i>Will You Sign Here, John Hancock?</i> by Jean Fritz.	After reading a book about the Declaration of Independence take a look at a copy of the actual document and especially at the signatures of those brave patriots. John Hancock signed his name the largest to show King George he was not afraid to speak his mind. Sign your name in an interesting artistic style. Use any medium (paints, crayons, markers) to show your artistic flair. Be creative and, maybe, PATRIOTIC!! <b>Parent's Initials:</b> _____	
10 	Lights, Camera, Action...Read! Choose two fiction books. List the characters, setting, problem and solution from the book.	Title of the book: _____ Main Characters: _____ _____ Setting: _____ _____ Problem: _____ _____ Solution: _____ _____	
20	What do Jeff Gordon, Annie Oakley, Mae Jemison and Johnny Appleseed have in common? They all have great biographies worth reading. Read any biography from the children's department and create a "Biography Bag" about your choice.	To do this, decorate a plain paper bag with the title and author of the biography you read. Try to find five items in your home that represent this interesting person's life and put them in the bag. Show a librarian the "Biography Bag" you created. Explain how each of the items relates to the person's life. <b>Librarian's Initials:</b> _____	
10	Getting bored over the summer? No, way!! Not when you have the awesome selection of craft books from the children's department to choose from! Try one of these fun craft books: <i>Step by Step Crafts for Summer</i> , or <i>Earth Friendly Crafts: Clever Ways to Reuse Everyday Items</i> , both by Kathy Ross. Choose any great craft book, read about them, and have fun making two crafts.	Share your creations with your parents! <b>Parent Initials:</b> _____	
50	Complete the Summer Library Reading Club <i>Be Creative @ Your Library!</i> (by August 15 <sup>th</sup> )	<b>Librarian's Initials:</b> _____	